

SITE COMPLETION CHECKLIST (SCC) REMOTE TERMINAL UNIT (INSTALLATION)					
Doc No.	SCC - RTU (INS)	Rev. No.	1	Date	5 JUNE 2020

CONTRACT TITLE :

**PEMBEKALAN, PEMASANGAN DAN PENGUJIAN FASILITI DISTRIBUTION AUTOMATION SECARA BERSEPADU
(INTEGRATED INTER-CHANGEABLE DA), DISTRIBUTION NETWORK DIVISION, TNB – MAINHEAD D: SELATAN (N.
SEMBILAN, MELAKA & JOHOR)**

CONTRACT NO. :	TNB772/2024				
CONTRACTOR :	HASILWAN SDN BHD				
DATE :	04-04-2026				
SUBSTATION NAME :	PE IKON SBN2 NO 2				
FUNCTIONAL LOCATION :	NSBN/PCE/J02053				
SUBZONE :	NSBN				
STATE :	NEGERI SEMBILAN				
RTU BRAND :	DONG FANG				
RTU SERIAL NUMBER :	RMU BP0086				
RTU TYPE : Tick "✓" whichever applicable	VCB		M-RMU	✓	

SITE COMPLETION CHECKLIST (SCC) REMOTE TERMINAL UNIT (INSTALLATION)					
Doc No.	SCC - RTU (INS)	Rev. No.	1	Date	5 JUNE 2020
A1. SCC RTU (DURING INSTALLATION)					
CONTRACT NO. :		TNB772/2024			
FUNCTIONAL LOCATION :		NSBN/PCE/J02053			
SUBSTATION NAME :		PE IKON SBN2 NO 2			
Check boxes as follows: (✓) OK NI : Need Improvement (Pls. give comments at 'Remark' column)					
No.	Description	OK	NI	REMARKS	
1. Visual Checks on RTU Cabinet					
i.	RTU cabinet is properly mounted & aligned at the wall / designated area.	✓			
ii.	QR code / label is available inside RTU Cabinet. Scan QR code and check contact (must be as per requirement in SOW). [* If available for this contract]	✓			
iii.	All wirings to the terminal blocks are terminated tightly and terminal blocks are in good condition.	✓			
iv.	All cables shall be properly glanded at the cable entry points using proper glanding and sealing (to ensure no space/gap between the cable entry points/glands and the panel).	✓			
2. Visual and Physical Checks on Cablings and Terminations					
i.	All non-armoured cables shall be installed in rigid high impact PVC conduits, neatly secured in position and adequately supported where necessary in an approved manner.	✓			
ii.	For armoured cables, cable supports, elbows, cleats, trays shall be used. All materials must be of galvanised type (of at least 1.2 mm in thickness).	✓			
iii.	The size of the PVC conduit shall be 25 mm in diameter and the colour of the conduit and fittings shall be orange. The conduits shall be fixed by means of saddles secured rigidly at intervals not exceeding 750 mm.	✓			
iv.	Cable supports/brackets/elbows shall be installed at intervals not greater than 1500 mm for vertical runs and not greater than 1000 mm for horizontal runs. The brackets shall be derusted, finished in a primer and coated with standard orange enamel. The brackets/elbows shall not be painted.	✓			
3. Visual Checks on Installations					
a. RTU equipment					
i.	All cablings and internal wirings for RTU modules and accessories are laid properly & neatly secured.	✓			
ii.	All spares and unused points/modules/cards are wired internally, configured and ready for terminations from Plant (complete with its terminal blocks/connectors/wires and all other necessary accessories).	✓			
iii.	All cables for I/O signal, AC, DC & Ground are laid & terminated according to RTU Technical Specification.	✓			
iv.	Anti static wrist strap need to be installed on ESD bonding points.	✓			
Observations:					
Checks conducted by: Contractor's Signature & Stamp:			Verified by: TNB's Representative Signature & Stamp:		
Name: SHALAHUDDIN			Name:		
Date: 04-04-2026			Date: 04-04-2026		

SITE COMPLETION CHECKLIST (SCC) REMOTE TERMINAL UNIT SITE ACCEPTANCE TEST (SAT)					
Doc No.	SCC - RTU (SAT)	Rev. No.	1	Date	5 JUNE 2020

CONTRACT TITLE :

**PEMBEKALAN, PEMASANGAN DAN PENGUJIAN FASILITI DISTRIBUTION AUTOMATION SECARA BERSEPADU
(INTEGRATED INTER-CHANGEABLE DA), DISTRIBUTION NETWORK DIVISION, TNB – MAINHEAD D: SELATAN (N.
SEMBILAN, MELAKA & JOHOR)**

CONTRACT NO. :	TNB772/2024				
CONTRACTOR :	HASILWAN SDN BHD				
DATE :	04-04-2026				
SUBSTATION NAME :	PE IKON SBN2 NO 2				
FUNCTIONAL LOCATION :	NSBN/PCE/J02053				
SUBZONE :	NSBN				
STATE :	NEGERI SEMBILAN				
RTU BRAND :	DONG FANG				
RTU SERIAL NUMBER :	RMU BP0086				
RTU TYPE : Tick "✓" whichever applicable	VCB		M-RMU	✓	

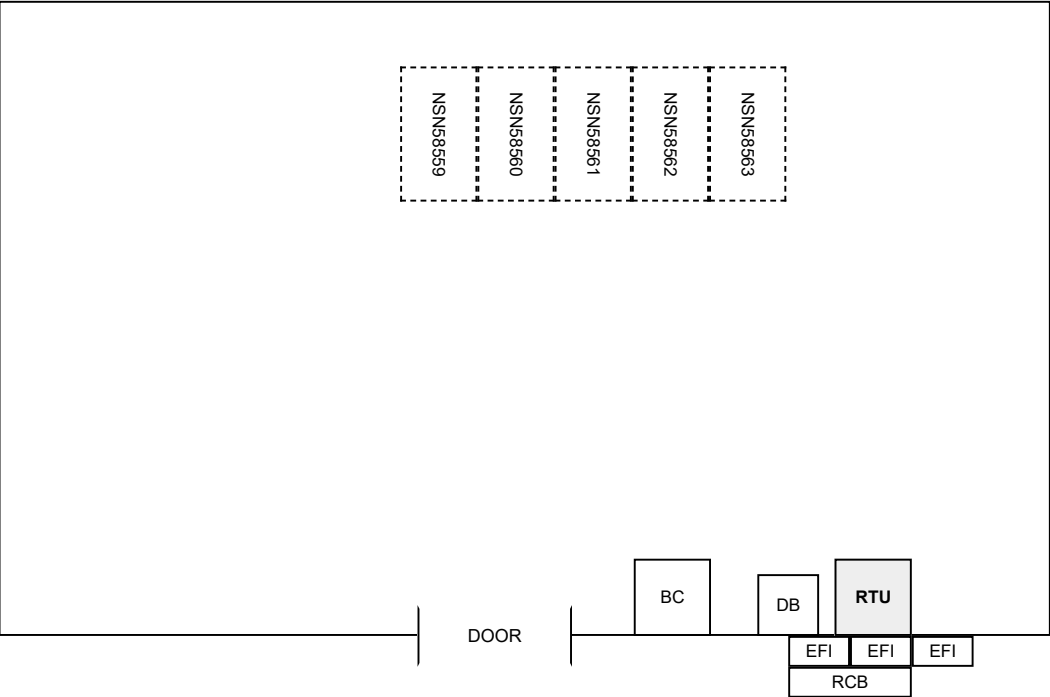
SITE COMPLETION CHECKLIST (SCC) REMOTE TERMINAL UNIT SITE ACCEPTANCE TEST (SAT)					
Doc No.	SCC - RTU (SAT)	Rev. No.	1	Date	5 JUNE 2020
A1. SCC RTU (DURING INSTALLATION)					
CONTRACT NO. :		TNB772/2024			
FUNCTIONAL LOCATION :		NSBN/PCE/J02053			
SUBSTATION NAME :		PE IKON SBN2 NO 2			
Check boxes as follows: (✓) OK NI : Need Improvement (Pls. give comments at 'Remark' column)					
No.	Description	OK	NI	REMARKS	
1.	Visual Checks on RTU Cabinet				
i.	Nameplate/Sticker with information on Serial Number, Site Acceptance Test (SAT) date & Warranty period is available in cabinet.	✓			
ii.	SAT date must be written clearly & in the correct text position on the Nameplate/Sticker.	✓			
2.	Site Drawings & Tests				
i.	Hardcopy of Approved Drawings Documents are available & placed inside RCB / RTU panel. [Note: Any changes to the drawings shall be updated in softcopy and passed to TNB as As-built drawings].	✓			
ii.	Hardcopy of Mastersheet & Wiring List (Working Copies) Any changes shall be updated/written in the Mastersheet & Wiring List & verified signed and stamped by TNB supervisor / representative	✓			
iii.	Check & verify all necessary tests are performed as required & have passed.	✓			
iv.	Approved Engineering Drawing at least Tab 2 (RTU CONFIGURATION DRAWING), Tab 3 (RTU CUBICLE INTERNAL WIRING DRAWING) and Tab 5 (RTU CONFIGURATION DRAWING).	✓			
Test Observations:					
Test Result: PASS <input checked="" type="checkbox"/> FAIL <input type="checkbox"/>					
Checks conducted by: Contractor's Signature & Stamp:			Verified by: TNB's Representative Signature & Stamp:		
Name: SHALAHUDDIN			Name:		
Date: 04-04-2026			Date: 04-04-2026		

SITE COMPLETION CHECKLIST (SCC) REMOTE TERMINAL UNIT SITE ACCEPTANCE TEST (SAT)					
Doc No.	SCC - RTU (SAT)	Rev. No.	1	Date	5 JUNE 2020
CONTRACT NO. :		TNB772/2024			
FUNCTIONAL LOCATION :		NSBN/PCE/J02053			
SUBSTATION NAME :		PE IKON SBN2 NO 2			

Note: Please sketch the building layout and the location of:

- a. RCB panel
- b. Battery Charger
- c. EFIs location
- d. Switchgear Panel
- e. RTU Panel

SITE DRAWING:



Remote Terminal Unit (RTU) SITE ACCEPTANCE TEST PROCEDURE					
Doc No.	SAT TP-RTU	Rev. No.	1	Date	5 JUNE 2020

CONTRACT TITLE :

**PEMBEKALAN, PEMASANGAN DAN PENGUJIAN FASILITI DISTRIBUTION AUTOMATION SECARA BERSEPADU
(INTEGRATED INTER-CHANGEABLE DA), DISTRIBUTION NETWORK DIVISION, TNB – MAINHEAD D: SELATAN (N.
SEMBILAN, MELAKA & JOHOR)**

CONTRACT NO. :	TNB772/2024			
CONTRACTOR :	HASILWAN SDN BHD			
DATE :	04-04-2026			
SUBSTATION NAME :	PE IKON SBN2 NO 2			
FUNCTIONAL LOCATION :	NSBN/PCE/J02053			
SUBZONE :	NSBN			
STATE :	NEGERI SEMBILAN			
RTU BRAND :	DONG FANG			
RTU SERIAL NUMBER :	RMU BP0086			
FIRMWARE VERSION :	DFE ENGINEER TOOLS SOFTWARE		RTU	
	Version 3.02.009 <input checked="" type="checkbox"/>		Version 4.11.024 <input checked="" type="checkbox"/>	
RTU TYPE : Tick "✓" whichever applicable	VCB		M-RMU	✓

**Remote Terminal Unit (RTU)
SITE ACCEPTANCE TEST PROCEDURE**

Doc No.	SAT TP-RTU	Rev. No.	1	Date	5 JUNE 2020
----------------	-------------------	-----------------	----------	-------------	--------------------

TABLE OF CONTENT

A1.	RTU SYSTEM'S Functional CHECK RTU System's Functional Check	Test Ref. FC.1
A2.	RTU SYSTEM'S DIGITAL OUTPUT Point Test – Digital Output	Test Ref. DO.1
A3.	RTU SYSTEM'S DIGITAL INPUT Point Test – Digital Input	Test Ref. DI.1
A5.	RTU ALARM DETECTION – GENERAL ALARM RTU General Alarm	Test Ref. GE.1

**Remote Terminal Unit (RTU)
SITE ACCEPTANCE TEST PROCEDURE**

Doc No.

SAT TP-RTU

Rev. No.

1

Date

5 JUNE 2020

A2. RTU SYSTEM'S DIGITAL OUTPUT

Test Ref:

Point Test - Digital Output

DO.1

No.	Inspection Item	Check (✓)	REMARKS
1	Isolate terminal block links at the marshalling panel. Establish communication between Protocol Analyser and RTU.	Done	
2	From Protocol Analyser, send control command to the Dummy Breaker and observe the result. Check the Digital Feedback.	Done	
3	From Protocol Analyser, send control command to the others RTU points and observe the result. Test all DO point and record in Master Sheet.	YES	

Test Observations:

Test Result: PASS FAIL

Checks conducted by:
Contractor's Signature & Stamp:

Verified by:
TNB's Representative Signature & Stamp:

Name: SHALAHUDDIN

Name:

Date: 04-04-2026

Date: 04-04-2026

**Remote Terminal Unit (RTU)
SITE ACCEPTANCE TEST PROCEDURE**

Doc No.

SAT TP-RTU

Rev. No.

1

Date

5 JUNE 2020

A3. RTU SYSTEM'S DIGITAL INPUT

Test Ref:

Point Test - Digital Input

DI.1

No.	Inspection Item	Check (✓)	REMARKS
1	Isolate terminal block links at the marshalling panel. Establish communication between Protocol Analyser and RTU.	Done	
2	Initiate status from the selected point and observe status reported at Protocol Analyser. Test all DI points and record in Master Sheet.	YES	

Test Observations:

Test Result: PASS FAIL

Checks conducted by:
Contractor's Signature & Stamp:

Verified by:
TNB's Representative Signature & Stamp:

Name: SHALAHUDDIN

Name:

Date: 04-04-2026

Date: 04-04-2026

**Remote Terminal Unit (RTU)
SITE ACCEPTANCE TEST PROCEDURE**

Doc No.

SAT TP-RTU

Rev. No.

1

Date

5 JUNE 2020

A5. RTU SYSTEM'S GENERAL ALARM

Test Ref:
GE.1

RTU System's General Alarm

Test Objective:

1. To verify the RTU should initiate an alarm due to detection of a malfunction on the IO module.

Test Procedure:

No.	Inspection Item	Check (✓)	REMARKS
1	Confirm that no alarms are active and the RTU is not in program mode.	Done	
2	Disconnect the 'Link' port at an IO module to initiate a general alarm.	Done	
3	Check 'RTU Fault Alarm' indicator is lit and at DI point configured for IO module alarm.	Done	

Test Observations:

Test Result: **PASS** **FAIL**

Checks conducted by:
Contractor's Signature & Stamp:




Verified by:
TNB's Representative Signature & Stamp:

Name: SHALAHUDDIN

Name:

Date: 04-04-2026

Date: 04-04-2026



SITE COMPLETION CHECKLIST (SCC) REMOTE TERMINAL UNIT (INSTALLATION)					
Doc No.	SCC - RTU (INS)	Rev. No.	1	Date	5 JUNE 2020
A2. PICTURES (BEFORE & AFTER DURING PRE-CABLING & INSTALLATION)					
CONTRACT NO. :		TNB772/2024			
FUNCTIONAL LOCATION :		NSBN/PCE/J02053			
SUBSTATION NAME :		PE IKON SBN2 NO 2			
BEFORE INSTALLATION					
					
OVERALL PICTURE OF SUBSTATION OUTER WALL (WITH SUBSTATION NAME)		DESIGNATED SPACE/WALL FOR RTU BEFORE			
AFTER INSTALLATION					
					
RTU AFTER INSTALLATION					

SITE COMPLETION CHECKLIST (SCC) REMOTE TERMINAL UNIT SITE ACCEPTANCE TEST (SAT)					
Doc No.	SCC - RTU (SAT)	Rev. No.	1	Date	5 JUNE 2020
A2. PICTURES (BEFORE & AFTER DURING PRE-CABLING & INSTALLATION)					
CONTRACT NO. :		TNB772/2024			
FUNCTIONAL LOCATION :		NSBN/PCE/J02053			
SUBSTATION NAME :		PE IKON SBN2 NO 2			
					
OVERALL PICTURE OF SUBSTATION OUTER WALL (WITH SUBSTATION NAME)	RTU AFTER INSTALLATION (WITH INSIDE PICTURE)	RTU WARRANTY STICKER (COMPLETE WITH SAT DATE)			
					
OVERALL PICTURE OF MASTERSHEET INSIDE RTU PANEL	CABLES GLAND INSIDE RTU PANEL	CABLES GLAND INSIDE RTU PANEL SECOND PIC (IF ANY)			
					
INDIVIDUAL EARTHING CONNECTIONS COMPLETED FOR I/O CABLES TO RTU EARTH BAR	INDIVIDUAL EARTHING CONNECTIONS COMPLETED FOR I/O CABLES TO EARTH STUD AT RCB PANEL	INDIVIDUAL EARTHING CONNECTIONS COMPLETED FOR I/O CABLES TO EARTH STUD AT RCB PANEL SECOND PICTURE (IF ANY)			

The information contained in this document is the property of Tenaga Nasional Berhad and is supplied without liability for error or omissions. No part may be reproduced or used except as authorised by contract or other written permission.

**Remote Terminal Unit (RTU)
SITE ACCEPTANCE TEST PROCEDURE**

Doc No.	SAT TP-RTU	Rev. No.	1	Date	5 JUNE 2020
A2. PICTURES (BEFORE & AFTER DURING PRE-CABLING & INSTALLATION)					
CONTRACT NO. :	TNB772/2024				
FUNCTIONAL LOCATION :	NSBN/PCE/J02053				
SUBSTATION NAME :	PE IKON SBN2 NO 2				

		
<p>INDIVIDUAL EARTHING CONNECTIONS COMPLETED FOR I/O CABLES TO EARTH STUD AT RCB PANEL THIRD PIC (IF ANY)</p>	<p>INSTALLATION INDIVIDUAL EARTHING FOR SPD TO RTU EARTH BAR</p>	<p>ANTI STATIC WRIST STRAP NEED TO BE INSTALLED ON ESD BONDING POINTS</p>

VERIFIED BY TNB

TNB Personnel:

Verified at: 06-04-2026 09:53:54