

**SITE COMPLETION CHECKLIST (SCC)
FIELD TERMINAL UNIT (FTU)**



Doc No.	SCC - FTU	Rev. No.	2	Date	5 JUNE 2020
---------	-----------	----------	---	------	-------------

CONTRACT TITLE :

PEMBEKALAN, PEMASANGAN DAN PENGUJIAN FIELD TERMINAL UNIT (FTU) UNTUK PROJEK DISTRIBUTION AUTOMATION (DA)

CONTRACT NO. :	TNB2555/2023	
CONTRACTOR :	EMPIRE RHEA	
DATE :	12-08-2025	
SUBSTATION NAME :	PE TAMAN PALONG	
FUNCTIONAL LOCATION :	ALOR/PCE/123	
SUBZONE :	ALOR SETAR	
STATE :	KEDAH	
FTU BRAND :	FRONTLINE ELECTRONICS	
FTU SERIAL NUMBER :		
EFI BRAND :	EMG	
EFI SERIAL NUMBER :	EFI-1 :	EXISTING
	EFI-2 :	EXISTING
	EFI-3 :	EXISTING

**SITE COMPLETION CHECKLIST (SCC)
FIELD TERMINAL UNIT (FTU)**



Doc No.	SCC - FTU	Rev. No.	2	Date	5 JUNE 2020
A1. SCC FTU					
CONTRACT NO :	TNB2555/2023				
FUNCTIONAL LOCATION :	ALOR/PCE/123				
SUBSTATION NAME :	PE TAMAN PALONG				

Check boxes as follows: (✓) OK NI : Need Improvement (Pls. give comments at 'Remark' column)


No.	Description	OK	NI	REMARKS
1. Visual Checks on FTU Cabinet				
i.	FTU cabinet is properly mounted & aligned at the wall / designated area.	✓		
ii.	QR code / label is available inside FTU Cabinet. Scan QR code and check contact (must be as per requirement in SOW). [* If available for this contract]	✓		
iii.	All wirings to the terminal blocks are terminated tightly and terminal blocks are in good condition.	✓		
iv.	All cable glands/ adaptors at both FTU and EFIs are installed properly. The cables shall be properly glanded at the cable entry points using proper glanding and sealing (to ensure no space/gap between the cable entry points and the panel)	✓		
v.	Nameplate/Sticker with information on Serial Number, Site Acceptance Test (SAT) date & Warranty period is available in cabinet.	✓		
vi.	SAT date must be written clearly & in the correct text position on the Nameplate/Sticker.	✓		
2. Visual and Physical Checks on Cablings and Terminations				
i.	All non-armoured cables (including EFI CT cable) shall be installed in rigid high impact PVC conduits, neatly secured in position and adequately supported where necessary in an approved manner.	✓		
ii.	The size of the PVC conduit shall be 25 mm in diameter and the colour of the conduit and fittings shall be orange. The conduits shall be fixed by means of saddles secured rigidly at intervals not exceeding 750 mm.	✓		
iii.	Cable supports/brackets/elbows shall be installed at intervals not greater than 1500 mm for vertical runs and not greater than 1000 mm for horizontal runs. The brackets shall be derusted, finished in a primer and coated with standard orange enamel. The brackets/elbows shall not be painted.	✓		
iv.	For armoured cables, cable supports, elbows, cleats, trays shall be used. All materials must be of galvanised type (of at least 1.2 mm in thickness).	✓		
v.	Continuity tests shall be carried out for each core including spare cores.	✓		

Observations:

Checks conducted by:
Contractor's Signature & Stamp:

Verified by:
TNB's Representative Signature & Stamp:





Name: NAZRULL ZIQRAM

Name:

Date: 12-08-2025

Date: 12-08-2025

**SITE COMPLETION CHECKLIST (SCC)
FIELD TERMINAL UNIT (FTU)**



Doc No.	SCC - FTU	Rev. No.	2	Date	5 JUNE 2020
A1. SCC FTU					
CONTRACT NO :	TNB2555/2023				
FUNCTIONAL LOCATION :	ALOR/PCE/123				
SUBSTATION NAME :	PE TAMAN PALONG				

Check boxes as follows: (✓) OK NI : Need Improvement (Pls. give comments at 'Remark' column)

No.	Description	OK	NI	REMARKS
3.	Visual Checks on Installations			
a.	FTU equipment			
i.	All cabling and internal wirings for FTU modules and accessories are laid properly & neatly secured.	✓		
ii.	All the I/O points (inclusive of spares and unused points) are wired internally, configured and ready for terminations from Field Devices, (complete with its terminal blocks/connectors/wires and all other necessary accessories).	✓		
iii.	All cables for I/O signal, AC & Earth are laid & terminated according to FTU Technical Specification.	✓		
b.	Earth Fault Indicators (EFIs)			
i.	Installed on a mounting board, at designated area with cable markings for each EFI.	✓		
ii.	Not more than 2 nos. of EFIs on the mounting board.	✓		
iii.	Printed stencils (black text on white, with laminated tape) are available for numbering on the mounting board.	✓		
iv.	The EFI CT cables are laid and terminated from EFI to Switchgears (at the back or under the Switchgears).	✓		
4.	Site Drawings & Tests			
i.	Hardcopy of Approved Drawings - Documents are available & placed inside FTU cabinet. [Note: Any changes to the drawings shall be updated in softcopy and passed to TNB as As-built drawings.]	✓		
ii.	Hardcopy of Mastersheet & Wiring List (Working Copies) - Any changes shall be updated/written in the Mastersheet & Wiring List & verified, signed and stamped by TNB supervisor / representative - Documents are available & placed inside the FTU cabinet.	✓		
iii.	Check & verify all necessary tests (including cable continuity tests for all cabling work) are performed as required & have passed.	✓		

Observations:

Checks conducted by: Contractor's Signature & Stamp:	Verified by: TNB's Representative Signature & Stamp:
Name: NAZRULL ZIQRAM	Name:
Date: 12-08-2025	Date: 12-08-2025

**SITE COMPLETION CHECKLIST (SCC)
FIELD TERMINAL UNIT
SITE ACCEPTANCE TEST (SAT)**

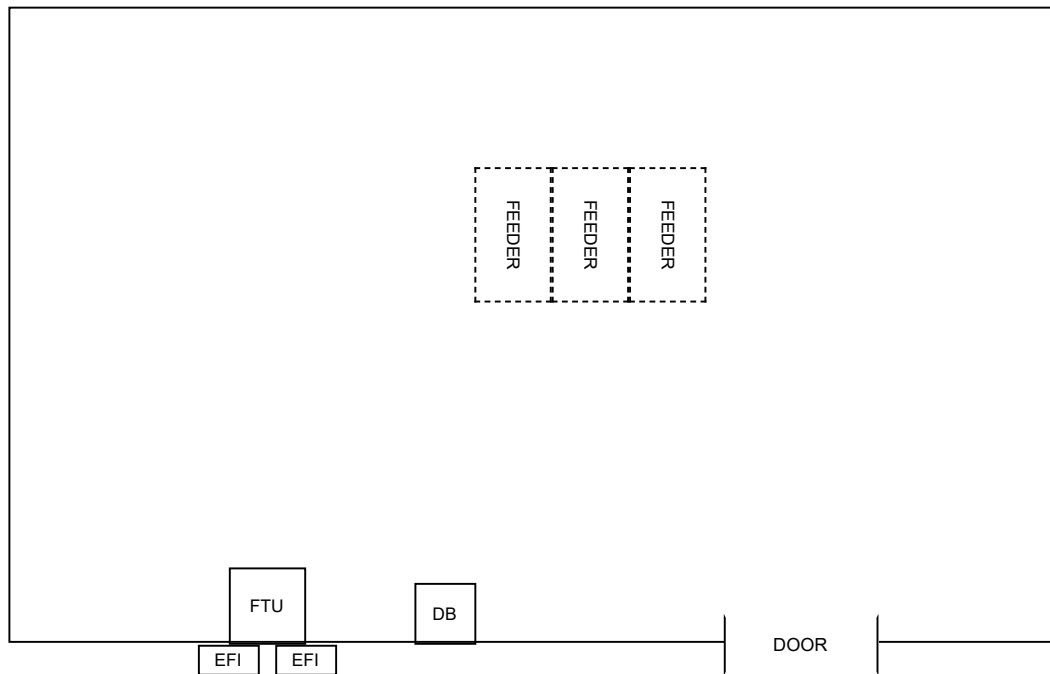


Doc No.	SCC - RTU (SAT)	Rev. No.	1	Date	5 JUNE 2020
CONTRACT NO. :		TNB2555/2023			
FUNCTIONAL LOCATION :		ALOR/PCE/123			
SUBSTATION NAME :		PE TAMAN PALONG			

Note: Please sketch the building layout and the location of:

- a. RCB panel
- b. Battery Charger
- c. EFIs location
- d. Switchgear Panel
- e. RTU Panel

SITE DRAWING:



**SITE COMPLETION CHECKLIST (SCC)
SITE ACCEPTANCE TEST (SAT)**



Doc No.	SAT TP-FTU	Rev. No.	2	Date	28 February 2024
---------	------------	----------	---	------	------------------

CONTRACT TITLE :

PEMBEKALAN, PEMASANGAN DAN PENGUJIAN FIELD TERMINAL UNIT (FTU) UNTUK PROJEK DISTRIBUTION AUTOMATION (DA)

CONTRACT NO. :	TNB2555/2023
CONTRACTOR :	EMPIRE RHEA
DATE :	12-08-2025
SUBSTATION NAME :	PE TAMAN PALONG
FUNCTIONAL LOCATION :	ALOR/PCE/123
SUBZONE :	ALOR SETAR
STATE :	KEDAH
FTU BRAND :	FRONTLINE ELECTRONICS
FTU SERIAL NUMBER :	
FIRMWARE VERSION:	FTU – FW – 002 – 2017

**SITE COMPLETION CHECKLIST (SCC)
SITE ACCEPTANCE TEST (SAT)**



Doc No.	SAT TP-FTU	Rev. No.	2	Date	28 February 2024
----------------	-------------------	-----------------	----------	-------------	-------------------------

TABLE OF CONTENT

A1.	FTU PARAMETER SYSTEM CHECK FTU Parameter Setting Check	Test Ref. PC.1
A2.	FTU SYSTEM'S FUNCTIONAL CHECK FTU System's Functional Check	Test Ref. FC.1
A3.	FTU MASTERSHEET RECORD Mastersheet Record	Test Ref. MS.1

**SITE COMPLETION CHECKLIST (SCC)
SITE ACCEPTANCE TEST (SAT)**



Doc No.	SAT TP-FTU	Rev. No.	2	Date	28 February 2024
---------	------------	----------	---	------	------------------

A1. FTU PARAMETER SETTING CHECK


Test Ref: FTU Parameter Setting Check (Frontline Electronics)
PC.1

a) Site Acceptance Test List (FTU Parameter Setting Check)

No.	Description	Standard Setting	YES	NO	REMARKS
1	Baudrate	9600	✓		
2	Source Address	1	✓		
3	Destination Address	5	✓		
4	Relay ON Time (ms)	3000	✓		
5	AC Fail Address	2	✓		
6	DC Low Address	3	✓		
7	Input 1	0	✓		
8	Input 2	1	✓		
9	Input 3	4	✓		
10	Input 4	5	✓		
11	FTU Model	FE-TQ-FTU-022017	✓		
12	FTU FW Version	FTU-FW-002-2017	✓		

Test Observations:

Test Result: PASS FAIL

Checks conducted by: Contractor's Signature & Stamp: <div style="text-align: center;">  </div>	Verified by: TNB's Representative Signature & Stamp:
Name: NAZRULL ZIQRAM Date: 12-08-2025	Name: Date: 12-08-2025

**SITE COMPLETION CHECKLIST (SCC)
SITE ACCEPTANCE TEST (SAT)**



Doc No.	SAT TP-FTU	Rev. No.	2	Date	28 February 2024
---------	------------	----------	---	------	------------------

A1. FTU PARAMETER SETTING CHECK

Test Ref: FTU Parameter Setting Check (Frontline Electronics)
PC.1

Test Observations:

Test Result: PASS FAIL

Checks conducted by: Contractor's Signature & Stamp:	Verified by: TNB's Representative Signature & Stamp:
Name: NAZRULL ZIQRAM	Name:
Date: 12-08-2025	Date: 12-08-2025

**SITE COMPLETION CHECKLIST (SCC)
SITE ACCEPTANCE TEST (SAT)**



Doc No.	SAT TP-FTU	Rev. No.	2	Date	28 February 2024
---------	------------	----------	---	------	------------------

A2. FTU SYSTEM'S FUNCTIONAL CHECK

Test Ref: FTU System's Functional Check
FC.1

a) Site Acceptance Test List (FTU Parameter Setting Check)

No.	Description	Procedures and Criteria	YES/NO	REMARKS
1	RID Configuration check	All configurations and settings are set accordingly.	YES	
2	AC supply check at FTU	Make sure MCB is ON and terminal shall has 240Vac.	YES	
3	AC supply check at EFI	Check the voltage source at EFI to be 240Vac.	YES	
4	DC supply ON	Check terminal MW +/- Bat. are: >12Vdc	YES	
5	I/O cable EFI 1	Press the test button at the EFI1. A signal shall be picked up at the Protocol Analyser.	YES	
6	I/O cable EFI 2	Press the test button at the EFI2. A signal shall be picked up at the Protocol Analyser.	YES	
7	I/O cable EFI 3	Press the test button at the EFI3. A signal shall be picked up at the Protocol Analyser.		
8	I/O cable EFI 4	Press the test button at the EFI4. A signal shall be picked up at the Protocol Analyser.		
9	LED light ok	LED is light ON. Switch it OFF before closing the panel and leaving the station.	YES	
10	Test AC Fail Alarm	Turn OFF the AC. Protocol Analyser shall pick-up the alarm.	YES	
11	Test DC Low Alarm	Use a cable to short the MW's AC OK terminal. Protocol Analyser shall pick-up the alarm.	YES	
12	Reset EFI 1 operate	Use Protocol Analyser to simulate a reset signal. The EFI1 will start to flash (resetting).	YES	
13	Reset EFI 2 operate	Use Protocol Analyser to simulate a reset signal. The EFI2 will start to flash (resetting).	YES	
14	Reset EFI 3 operate	Use Protocol Analyser to simulate a reset signal. The EFI3 will start to flash (resetting).		
15	Reset EFI 4 operate	Use Protocol Analyser to simulate a reset signal. The EFI4 will start to flash (resetting).		

Test Observations:

Test Result: PASS FAIL

Checks conducted by: Contractor's Signature & Stamp:	Verified by: TNB's Representative Signature & Stamp:
Name: NAZRULL ZIQRAM	Name:
Date: 12-08-2025	Date: 12-08-2025

**SITE COMPLETION CHECKLIST (SCC)
SITE ACCEPTANCE TEST (SAT)**



Doc No.	SAT TP-FTU	Rev. No.	2	Date	28 February 2024
---------	------------	----------	---	------	------------------

A3. FTU MASTERSHEET RECORD

Test Ref: MS.1
Mastersheet Record

PROTOCOL IEC 101:

No.	Description	Port Address	IEC101 IOA	IEC104 IOA	Remarks
1	EFI 1 status				
2	EFI 2 status				
3	EFI 3 status				
4	EFI 4 status				
5	Spare				
6	Spare				
7	AC Fail				
8	DC Low				
9	EFI Reset				

PROTOCOL DNP3:

No.	Description	Port Address	DNP3 IOA	IEC104 IOA	Remarks
1	EFI 1 status		0		DONE
2	EFI 2 status		1		DONE
3	EFI 3 status		4		DONE
4	EFI 4 status		5		DONE
5	Spare		-		DONE
6	Spare		-		DONE
7	AC Fail		2		DONE
8	DC Low		3		DONE
9	EFI Reset		0		DONE

Test Observations:

Test Result: PASS FAIL

Checks conducted by: Contractor's Signature & Stamp:	Verified by: TNB's Representative Signature & Stamp:
Name: NAZRULL ZIQRAM	Name:
Date: 12-08-2025	Date: 12-08-2025



**SITE COMPLETION CHECKLIST (SCC)
FIELD TERMINAL UNIT (FTU)**



Doc No.	SCC - FTU	Rev. No.	2	Date	5 JUNE 2020
---------	-----------	----------	---	------	-------------

A2. PICTURES (BEFORE & AFTER DURING PRE-CABLING & INSTALLATION)					
CONTRACT NO. :		TNB2555/2023			
FUNCTIONAL LOCATION :		ALOR/PCE/123			
SUBSTATION NAME :		PE TAMAN PALONG			

BEFORE INSTALLATION

		
---	---	--

OVERALL PICTURE OF SUBSTATION OUTER WALL (WITH SUBSTATION NAME)	DESIGNATED SPACE/WALL FOR FTU BEFORE INSTALLATION	EXISTING EFI(s) OR DESIGNATED SPACE/WALL FOR EFI INSTALLATION

EXISTING EFI(s) OR DESIGNATED SPACE/WALL FOR EFI INSTALLATION SECOND PICTURE (IF ANY)		
--	--	--

AFTER INSTALLATION

--	--	--

OVERALL PICTURE OF SUBSTATION OUTER WALL (WITH SUBSTATION NAME)	FTU AFTER INSTALLATION (WITH INSIDE PICTURE)	FTU WARRANTY STICKER (COMPLETE WITH SAT DATE)
--	--	--

**SITE COMPLETION CHECKLIST (SCC)
FIELD TERMINAL UNIT (FTU)**



Doc No.	SCC - FTU	Rev. No.	2	Date	5 JUNE 2020
---------	-----------	----------	---	------	-------------

A2. PICTURES (BEFORE & AFTER DURING PRE-CABLING & INSTALLATION)					
CONTRACT NO. :		TNB2555/2023			
FUNCTIONAL LOCATION :		ALOR/PCE/123			
SUBSTATION NAME :		PE TAMAN PALONG			

AFTER INSTALLATION		
OVERALL PICTURE OF MASTERSHEET INSIDE FTU PANEL	EFI 1 (AFTER INSTALLATION)	EFI 2 (AFTER INSTALLATION) (IF ANY)
EFI 3 (AFTER INSTALLATION) (IF ANY)	EFI 4 (AFTER INSTALLATION) (IF ANY)	SAMPLE EFI'S CT CABLE AT SWITCHGEAR (AFTER CLAMPED)
SAMPLE EFI'S CT CABLE AT SWITCHGEAR (AFTER CLAMPED) SECOND PICTURE (IF ANY)	CABLES GLAND INSIDE FTU PANEL	

VERIFIED BY TNB

TNB Personnel:

Verified at: 04-03-2026 22:16:08